






#4



Les Alphas

























































une




la




la lune

la lune



le


A thick red curved line underlining the text 'le'.

lo

A thick blue curved line underlining the text 'lo'.


to

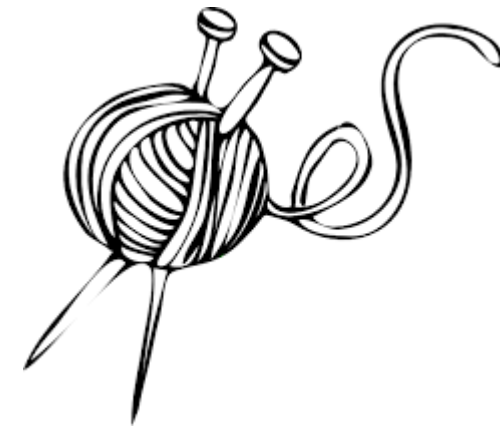
A thick red curved line underlining the text 'to'.



le loto


la pe lo te



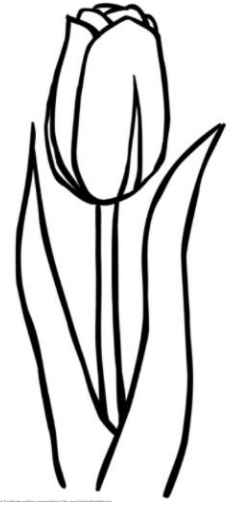


la pelote

la tu li pe

The image shows the word "la tu li pe" in a black, rounded, sans-serif font. Below each syllable is a curved underline. The underlines are colored as follows: red under "la", blue under "tu", red under "li", and blue under "pe".


la tulipe



la pa ro le

The image displays the word "la parole" in a large, black, sans-serif font. Below the letters, there are four colored arcs indicating syllable boundaries: a red arc under "la", a blue arc under "pa", a red arc under "ro", and a blue arc under "le".

la parole

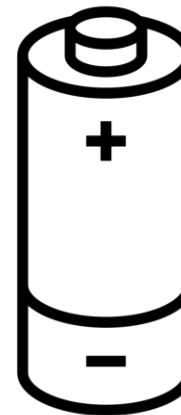


une



pile





www.ultraclippingpage.com


une




pile



une la me





une lame



Lola regarde la lune.

The image shows the sentence "Lola regarde la lune." in a black, sans-serif font. Each letter is underlined with a curved line. The underlines for 'L', 'o', 'l', 'a', 'r', 'e', 'g', 'a', 'l', 'l', 'u', 'n', 'e', and the period are red. The underlines for 'l', 'a', 'l', 'u', 'n', and 'e' are blue. The underlines for 'o', 'r', 'e', 'g', 'a', 'l', 'l', 'u', 'n', and 'e' are blue.

lola regarde la lune